



NATS PORTAL



NATS

The National Apprenticeship Training Scheme (NATS) is implemented as a one year programme to provide apprenticeship training to the technically qualified fresh Engineering Graduates/Technician apprentices under the provisions of the Apprentices Act, 1961 amended in 1973 that helps them gain practical knowledge and skills required in their respective field of work. The Apprentices are imparted training by the Establishments at their place of work through trained managers and well designed training curriculum.

<http://www.mhrdnats.gov.in>

Cognizant

Built a unified digital platform to standardize, integrate key processes such as enrolment, placement, contract management, recording quarterly progress, stipend reimbursement, grievance redressal and reports management across India.

<https://www.cognizant.com>



Enrolment

Facilitate Training Placement [Panel]

Contract

Record of Progress & Certificate of Proficiency

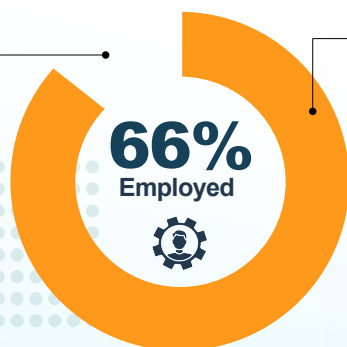
Stipend

Feedback & Report

EMPLOYED VS YET TO BE EMPLOYED

• Data collected for **85,704** apprentices (78.53%). Of them,

Employment status unknown **34%**



Employed **66%**

Employment status comprising same, different establishment and self employed

FY 19-20


Employment Status (Pan India)

Same Establishment	Different Establishment	Self Employed	Status Unknown
46,190	7,934	2,572	29,008

SOCIAL IMPACT OF NATS PORTAL

From **101** backward districts (list published by NITI Aayog) a total of **1,45,900** students have enrolled out of which **45,326** are currently undergoing or have completed their apprenticeship training

* Data From 2010



ENROLMENT FY 20-21

Student

No. of Enrolment

2,65,010

Institution

No. of Enrolment

289

Establishment

No. of Enrolment

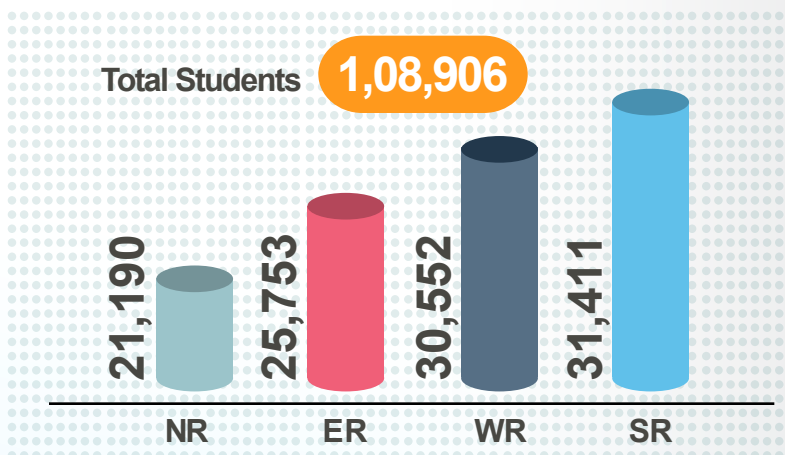
226

FACILITATE TRAINING PLACEMENT (FTP) / PANEL

FY 20-21

Candidate Aspirations

A total of **1,08,906** students with **11,57,221** aspirations across multiple establishments have been recorded.



Top Establishments that have received the maximum No. of aspirant requests.

HPCL	NLC	BHARAT ELECTRONICS LIMITED	COCHIN SHIPYARD LIMITED
23,099	19,186	16,521	8,866
HINDUSTAN AERONAUTICS LIMITED	STEEL AUTHORITY OF INDIA LIMITED		
8,472	8,423		
RAILTEL CORPORATION OF INDIA LTD.	ECIL HYDERABAD		
8,297	7,305		

CONTRACT

Number of contracts created scaled a new peak. All participating establishments used the new process to create contracts.

Contract Created

No. of Contracts Created

1,03,825

Stats

FY 20-21



ROP & DIGITALLY SIGNED COP

Quarterly Performance

Recorded for FY 15-2 during

FY 20-21

3,03,590

Certificate of Proficiency

Disbursed for FY 15-21 during

FY 20-21

54,123

Recorded for FY 20-21 in

FY 20-21

31,958

Disbursed for FY 19-20 in

FY 20-21


25,045

STIPEND

FY 19-20

A total of **1,125** Stipend Claim Request (for approx **105** cr) have been raised in the portal for the financial year 2019-20.

Sector wise Stipend Claim Requests(INR)



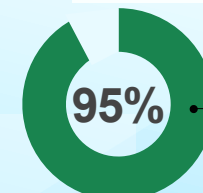
FEEDBACK

• From Jan-2017

• Feedback collected from

13,17,372

Students



12,55,525 students gave positive feedback on overall portal usability and effectiveness.





Coronavirus
(COVID-19)

Keep Your Social Distance

Help stop the spread of coronavirus by keeping your distance.



AVOID
CROWDS



STAY
AT HOME



WASH
YOUR HANDS



USE
MASK



GET
VACCINATED



**MAINTAIN
YOUR
DISTANCE**



2 METRES

